

1982
Atlas
Van
Lines




Location Sheet

1. Dashboard Gauges



2. Dashboard Switches:




STARTER PRIMER FUEL BOOST ADI EXCITER (NOT IN USE)

3. Battery Box, wiring and adjustable drivers seat mount.



4. Rear cockpit bulkhead pressure hoses/fittings, electrical wiring and fire nozzle.




5. Electrical Panel



6. Engine mixture lever, fire system knob and “dead man” shutdown lanyard.




**7. Adjustable throttle pedal and left foot “brace” pedal.
Steering sprocket mount.**




**9/16”
Wrench**

**8. Petal mounting bolts
on cockpit bottom.**

9. Wing Angle Adjuster (right)




**10. Wing and "V" Brace
"A" Frame Mounts**





**3/4"
Allen
Wrench**

**11. Transom "V" Brace
Mount**



12. Rudder with Water Pickup and Speedometer Pickup



13. Prop with Tapered Spacer and Nut